

# CONNECTORS

## Control Cable Connectors

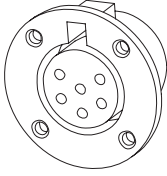


Figure Q

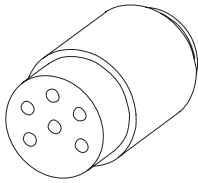


Figure R

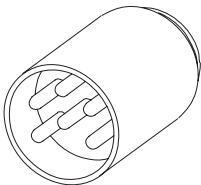


Figure S

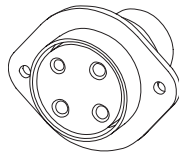


Figure T



Figure U

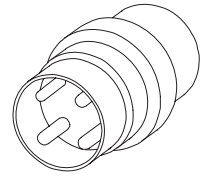


Figure V

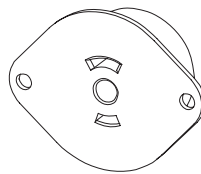


Figure W

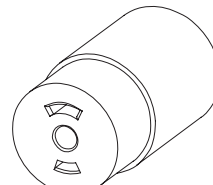


Figure X

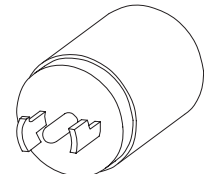


Figure Y

Control Cable Connector	Style	Figure	Part Number
6 Pin	Female Panel Mount	Q	CCN6RF
	Female	R	CCN6AF
	Male	S	CCN6AM
4 Pin	Female Panel Mount	T	CRS4RF
	Female	U	CRS4AF
	Male	V	CRS4AM
3 Pin Solid Post	Female Panel Mount	W	CHB2RF
	Female	X	CHB2AF
	Male	Y	CHB2AM