

CD WELD Studs

Mild Steel

		BODY DIAMETER & THREAD PITCH							
		4-40	6-32	8-32	10-24	10-32	1/4-20	5/16-18	3/8-16
Length	1/4	CDC11-25	CDC13-25	CDC16-25	CDC19-25	CDC19F-25	CDC25-25		
	5/16	CDC11-31	CDC13-31	CDC16-31	CDC19-31	CDC19F-31	CDC25-31		
	3/8	CDC11-37	CDC13-37	CDC16-37	CDC19-37	CDC19F-37	CDC25-37		
	1/2	CDC11-50	CDC13-50	CDC16-50	CDC19-50	CDC19F-50	CDC25-50	CDC31-50	
	5/8	CDC11-62	CDC13-62	CDC16-62	CDC19-62	CDC19F-62	CDC25-62	CDC31-62	CDC37-62
	3/4	CDC11-75	CDC13-75	CDC16-75	CDC19-75	CDC19F-75	CDC25-75	CDC31-75	CDC37-75
	7/8	CDC11-87	CDC13-87	CDC16-87	CDC19-87	CDC19F-87	CDC25-87	CDC31-87	CDC37-87
	1	CDC11-1	CDC13-1	CDC16-1	CDC19-1	CDC19F-1	CDC25-1	CDC31-1	CDC37-1
	1 1/4	CDC11-125	CDC13-125	CDC16-125	CDC19-125	CDC19F-125	CDC25-125	CDC31-125	CDC37-125
	1 1/2	CDC11-150	CDC13-150	CDC16-150	CDC19-150	CDC19F-150	CDC25-150	CDC31-150	CDC37-150
	1 3/4	CDC11-175	CDC13-175	CDC16-175	CDC19-175	CDC19F-175	CDC25-175	CDC31-175	CDC37-175
	2	CDC11-2	CDC13-2	CDC16-2	CDC19-2	CDC19F-2	CDC25-2	CDC31-2	CDC37-2
	Max L	Up to 2" is considered a stocking size. Beyond 2" is a custom order.							
Flange Diameter		.187 ± .010"	.218 ± .010"	.250 ± .010"	.250 ± .010"	.250 ± .010"	.312 ± .010"	.375 ± .010"	.500 ± .010"
NON-FLANGED CD STUDS ADD 'NF' TO THE END OF ABOVE PART NUMBERS									
Non-Flange Base Dia.		.112 ± .010"	.136 ± .010"	.163 ± .010"	.190 ± .010"	.190 ± .010"	.250 ± .010"	.312 ± .010"	.375 ± .010"

BANTAM C2 ACCESSORIES								
Chuck	C11	C13	C16	C19	C19	C25	C31	C37
Foot	FTMB	FTMB	FTMB	FTMB	FTMB	FTMB	FTMB	FTMB
Std Spark Shield	SS	SS	SS	SS	SS	SS	SS	SS
Semi-Permanent Shield	BSS	BSS	BSS	BSS	BSS	BSS	BSS	BSS

MECHANICAL PROPERTIES								
(see appendix tables for calculation details particularly when comparing different manufacturers)								
Min Working Tensile	194 lb	307 lb	473 lb	592 lb	675 lb	1,074 lb	1,770 lb	2,615 lb
Min Yield Shear	166 lb	262 lb	404 lb	506 lb	577 lb	918 lb	1,513 lb	2,236 lb
Min Working Torque	4 in•lb	8 in•lb	16 in•lb	22 in•lb	26 in•lb	4.5 ft•lb	9.3 ft•lb	16.3 ft•lb
Min Yield Torque	5.1 in•lb	10.2 in•lb	18.6 in•lb	27 in•lb	30.8 in•lb	5.4 ft•lb	11.1 ft•lb	19.6 ft•lb




IMAGE INDUSTRIES INC.

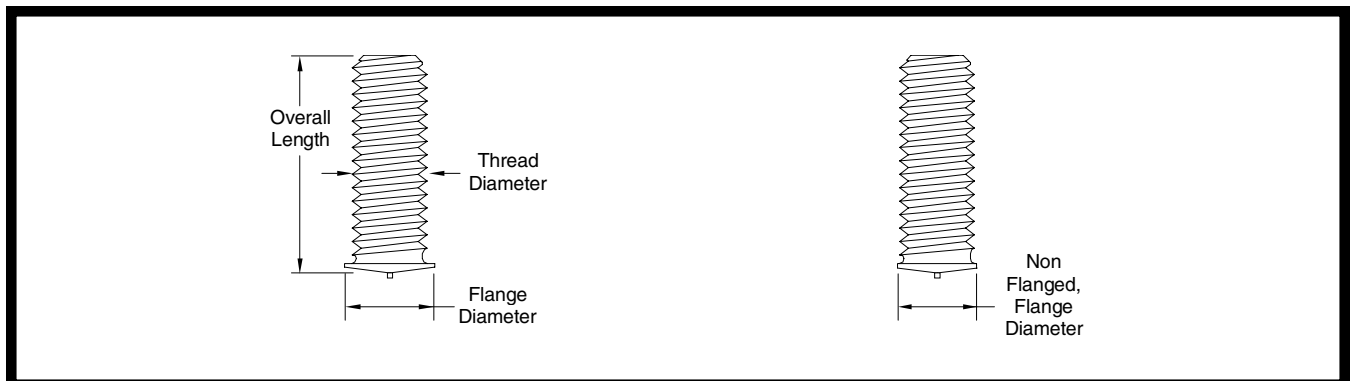
382 Balm Court • Wood Dale, IL 60191 USA

Tel: (630) 766-7373 • (800) 722-7883 • Fax: (630) 766-2402

		BODY DIAMETER & THREAD PITCH							
		4-40	6-32	8-32	10-24	10-32	1/4-20	5/16-18	3/8-16
Length	1/4	CDS11-25	CDS13-25	CDS16-25	CDS19-25	CDS19F-25	CDS25-25		
	5/16	CDS11-31	CDS13-31	CDS16-31	CDS19-31	CDS19F-31	CDS25-31		
	3/8	CDS11-37	CDS13-37	CDS16-37	CDS19-37	CDS19F-37	CDS25-37		
	1/2	CDS11-50	CDS13-50	CDS16-50	CDS19-50	CDS19F-50	CDS25-50	CDS31-50	
	5/8	CDS11-62	CDS13-62	CDS16-62	CDS19-62	CDS19F-62	CDS25-62	CDS31-62	CDS37-62
	3/4	CDS11-75	CDS13-75	CDS16-75	CDS19-75	CDS19F-75	CDS25-75	CDS31-75	CDS37-75
	7/8	CDS11-87	CDS13-87	CDS16-87	CDS19-87	CDS19F-87	CDS25-87	CDS31-87	CDS37-87
	1	CDS11-1	CDS13-1	CDS16-1	CDS19-1	CDS19F-1	CDS25-1	CDS31-1	CDS37-1
	1 1/4	CDS11-125	CDS13-125	CDS16-125	CDS19-125	CDS19F-125	CDS25-125	CDS31-125	CDS37-125
	1 1/2	CDS11-150	CDS13-150	CDS16-150	CDS19-150	CDS19F-150	CDS25-150	CDS31-150	CDS37-150
	1 3/4	CDS11-175	CDS13-175	CDS16-175	CDS19-175	CDS19F-175	CDS25-175	CDS31-175	CDS37-175
	2	CDS11-2	CDS13-2	CDS16-2	CDS19-2	CDS19F-2	CDS25-2	CDS31-2	CDS37-2
	Max L	Up to 2" is considered a stocking size. Beyond 3" is a custom order.							
Flange Diameter		.187 ± .010"	.218 ± .010"	.250 ± .010"	.250 ± .010"	.250 ± .010"	.312 ± .010"	.375 ± .010"	.500 ± .010"
NON-FLANGED CD STUDS ADD 'NF' TO THE END OF ABOVE PART NUMBERS									
Non-Flange Base Dia.		.112 ± .010"	.136 ± .010"	.163 ± .010"	.190 ± .010"	.190 ± .010"	.250 ± .010"	.312 ± .010"	.375 ± .010"

BANTAM C2 ACCESSORIES								
Chuck	C11	C13	C16	C19	C19	C25	C31	C37
Foot	FTMB	FTMB	FTMB	FTMB	FTMB	FTMB	FTMB	FTMB
Std Spark Shield	SS	SS	SS	SS	SS	SS	SS	SS
Semi-Permanent Shield	BSS	BSS	BSS	BSS	BSS	BSS	BSS	BSS

MECHANICAL PROPERTIES								
(see appendix tables for calculation details particularly when comparing different manufacturers)								
Min Working Tensile	117 lb	184 lb	284 lb	355 lb	405 lb	644 lb	1,062 lb	1,569 lb
Min Yield Shear	100 lb	157 lb	242 lb	303 lb	346 lb	551 lb	908 lb	1,341 lb
Min Working Torque	3.0 in•lb	5.0 in•lb	9.0 in•lb	13.0 in•lb	15.0 in•lb	2.7 ft•lb	5.5 ft•lb	9.8 ft•lb
Min Yield Torque	3.0 in•lb	6.0 in•lb	11.0 in•lb	16.0 in•lb	18.0 in•lb	3.3 ft•lb	6.7 ft•lb	11.8 ft•lb



CD WELD Studs

Aluminum

		BODY DIAMETER & THREAD PITCH						
		4-40	6-32	8-32	10-24	10-32	1/4-20	5/16-18
Length	1/4	CDA11-25	CDA13-25	CDA16-25	CDA19-25	CDA19F-25	CDA25-25	
	5/16	CDA11-31	CDA13-31	CDA16-31	CDA19-31	CDA19F-31	CDA25-31	
	3/8	CDA11-37	CDA13-37	CDA16-37	CDA19-37	CDA19F-37	CDA25-37	
	1/2	CDA11-50	CDA13-50	CDA16-50	CDA19-50	CDA19F-50	CDA25-50	CDA31-50
	5/8	CDA11-62	CDA13-62	CDA16-62	CDA19-62	CDA19F-62	CDA25-62	CDA31-62
	3/4	CDA11-75	CDA13-75	CDA16-75	CDA19-75	CDA19F-75	CDA25-75	CDA31-75
	7/8	CDA11-87	CDA13-87	CDA16-87	CDA19-87	CDA19F-87	CDA25-87	CDA31-87
	1	CDA11-1	CDA13-1	CDA16-1	CDA19-1	CDA19F-1	CDA25-1	CDA31-1
	1 1/4	CDA11-125	CD13-125	CDA16-125	CDA19-125	CDA19F-125	CDA25-125	CDA31-125
	1 1/2	CDA11-150	CDA13-150	CDA16-150	CDA19-150	CDA19F-150	CDA25-150	CDA31-150
	1 3/4	CDA11-175	CDA13-175	CDA16-175	CDA19-175	CDA19F-175	CDA25-175	CDA31-175
	2	CDA11-2	CDA13-2	CDA16-2	CDA19-2	CDA19F-2	CDA25-2	CDA31-2
	Max L	Up to 2" is considered a stocking size. Beyond 2" is a special order.						
Flange Diameter		.187 ± .010"	.218 ± .010"	.250 ± .010"	.250 ± .010"	.250 ± .010"	.312 ± .010"	.375 ± .010"

BANTAM C2 ACCESSORIES							
Chuck	C11	C13	C16	C19	C19	C25	C31
Foot	FTMB	FTMB	FTMB	FTMB	FTMB	FTMB	FTMB
Std Spark Shield	SS	SS	SS	SS	SS	SS	SS
Semi-Permanent Shield	BSS	BSS	BSS	BSS	BSS	BSS	BSS

MECHANICAL PROPERTIES							
(see appendix tables for calculation details particularly when comparing different manufacturers)							
Min Working Tensile	97 lb	153 lb	236 lb	296 lb	337 lb	537 lb	885 lb
Min Yield Shear	83 lb	131 lb	202 lb	253 lb	288 lb	459 lb	756 lb
Min Working Torque	2 in•lb	4 in•lb	8 in•lb	11 in•lb	13 in•lb	27 in•lb	55 in•lb
Min Yield Torque	3 in•lb	5 in•lb	9 in•lb	13 in•lb	15 in•lb	32 in•lb	66 in•lb

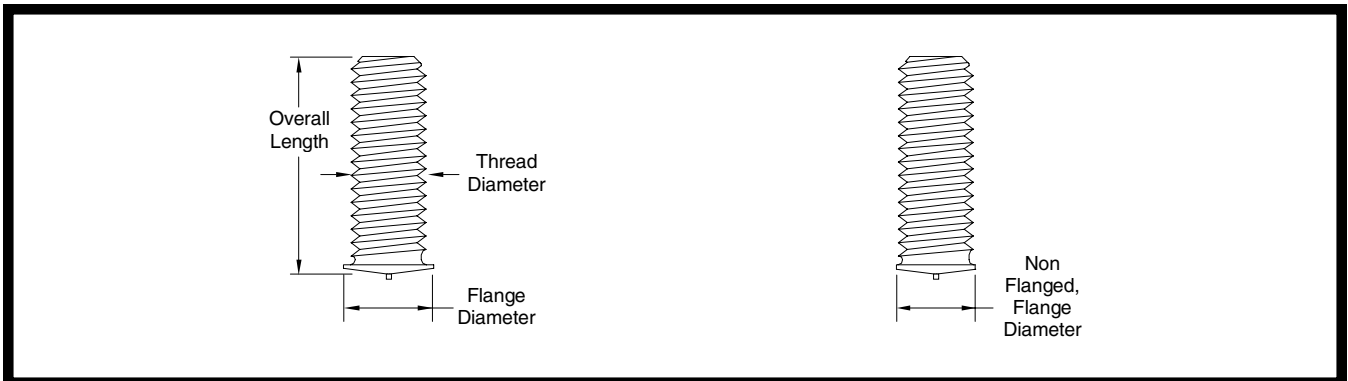


IMAGE INDUSTRIES INC.

382 Balm Court • Wood Dale, IL 60191 USA

Tel: (630) 766-7373 • (800) 722-7883 • Fax: (630) 766-2402