



Digital ARC Stud Welding **Smart Weld™**

Stud Welding Has Never Been So Easy

A sure way to raise your productivity is to improve the ease of use and reliability of your stud welding equipment. Investing in user-friendly and dependable equipment will help you achieve faster setup of jobs, greater repeatability, and improved user training.

Image has the solution: Smart Weld™ Digital ARC Stud Welding Equipment. As the most advanced stud welding equipment available today, Smart Weld brings unmatched ease, speed, and precision to the stud welding process to help you be more productive.

The Digital Advantage

Smart Weld has revolutionized the stud welding industry with a variety of user-friendly digital features. Its leading edge technology offers automated functions, easy-to-follow menus, and step-saving features that raise fastening efficiency to new levels.

Smart Weld is modular, so it can be customized to meet your needs. It is available with 1200 or 2000 amp drawn arc power supplies. Every unit is loaded with standard features such as automatic safety shutdown, a hammer mode for painted surfaces, and multi-language option. Each comes with Auto Weld™, a helpful feature that enables the operator to determine weld parameters quickly by simply entering the fastener size and type of material, while the unit does the rest.

Some key optional features of Smart Weld are:

- Multi-gun capability
- ISO support for quality control documentation
- Gas arc stud welding
- Preset memory module

The Benefits of Smart Weld

- Superior precision and repeatability
- Simpler operation with less training and faster setup
- Easy setting of weld parameters with Auto Weld™
- One power supply can take the place of four units, saving you floor space and money



Enter the digital age of stud welding



Features

Smart Weld™ Stud Welding Equipment

Standard Features



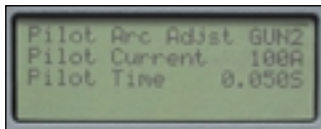
Auto Weld™

Auto Weld allows the operator to set the weld parameters by selecting the fastener size and type of material. Advantages are

better repeatability and increased productivity, even with inexperienced operators.

Multi-Line User Display

The LCD panel puts information at operators' fingertips, and makes it easy to scroll through menus while operating the equipment.



Full Digital Control

Smart Weld is fully digital, giving you complete control of the current as well as the

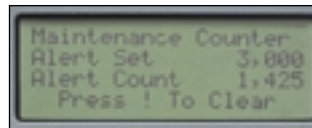
stud welding process. It even enables full control over the pilot arc phase of the weld. Precision and repeatability are improved significantly.

Hammer Mode for Painted Surfaces

This unique feature helps to automate the welding process even more. It permits the penetration of scaly, rusty or painted surfaces, ensuring a secure weld. Production time and money are saved, since there is no need to grind before welding, or to recoat after welding.

Foreign Language Capability

Smart Weld supports English, Spanish and French menus—excellent for international operations or for plants where English may not be the operator's first language.



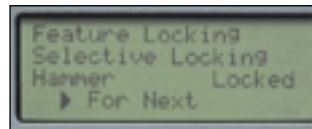
Maintenance Tracker

This tracker helps the operator or maintenance department to be more

efficient. It allows the user to set a "maintenance alert point" to indicate when maintenance is due. Thus it can eliminate unnecessary preventive maintenance or help avoid downtime from a lack of maintenance.

Demand Fan

Smart Weld includes a fan that activates automatically only when the unit is operating in a demanding application. This saves electricity costs and reduces noise levels.



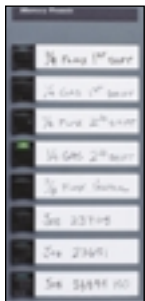
Feature Locking

Features can be locked and unlocked to prevent undesired adjustments.

By choosing to turn this feature on, operators are restricted and cannot change locked parameters. To unlock any feature, the operator's supervisor simply enters a password by pressing a sequence of buttons on the unit's panel. This discourages unwanted tampering with settings and helps promote quality programs.



Optional Features



Preset Memory Module

The preset memory module stores the complete weld schedule in one of eight memory locations (32 locations for a four-gun machine). All information is saved in the unit, ready to use for quick setup.

Industrial Automation Control

Smart Weld can be controlled by a higher-level controller such as a robot or PLC. It can even select a weld schedule from the memory presets. Integration into semi- or fully-automated production equipment is quick and simple.



Gas Arc Stud Welding

The gas control module permits the use of shielding gas with stud welding. The digital technology allows precise control of gas pre-flow and gas post-flow parameters to ensure optimum results. Gas can be connected to any or all of the guns on the welding unit.



Quality Control Documentation

Smart Weld captures data suitable for quality control documentation, an excellent advantage for companies implementing ISO 9000-style programs. SPC control limits may also be programmed directly into the welder. A data port allows connection to a printer, laptop computer, a data storage system or other device.




Auto Feed

The unit has been designed for both manual and robotic auto feed applications. The welder controls the auto feed stud gun and the bowl feeder directly, with no need for extra controlling hardware.

Multi-gun Capability

The Smart Weld unit supports up to four welding guns and eliminates the need to set different weld parameters, allowing the user to weld four different sizes and types of studs in quick succession. One operator may use the guns for multiple applications, or several operators may share the power supply on a production line. The multi-gun units can take the place of four separate units, offering substantial space and cost savings.

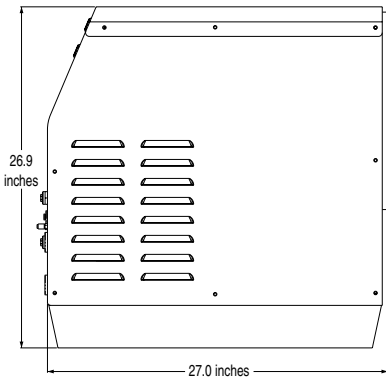
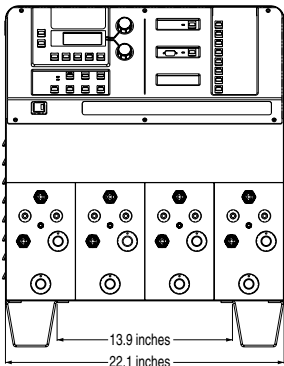
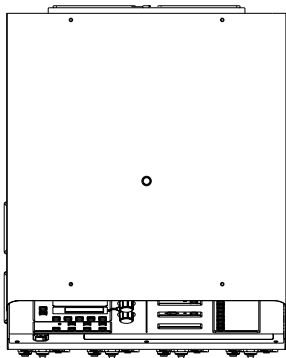


Specifications

Smart Weld™ I200 & 2000

Mechanical Specifications

	SWI200	SW2000
Single Gun Weight	370 LBS.	590 LBS.



Electrical Specifications

	SWI200	SW2000
Incoming		
Voltage (3 phase)*	230/460 ±10%	230/460 ±10%
Current	100/50 AMPS	150/75 AMPS
Frequency	60Hz	60Hz
Output		
Min. Current	50 AMPS DC	100 AMPS DC
Max. Current	1,200 AMPS DC	2,000 AMPS DC
Open Circuit Voltage	52 V	52 V
Fusing		
Delay Type	100/50	150/75

* Other voltages and frequencies available.

Capacity Specifications

	SWI200	SW2000
Duty Cycle	10%*	10%*
1/4" Stud Capacity	Unlimited	Unlimited
3/8" Stud Capacity	Unlimited	Unlimited
1/2" Stud Capacity	17/min.	Unlimited
5/8" Stud Capacity	11/min.	Unlimited
3/4" Stud Capacity	N/A	10/min.
1" Stud Capacity	N/A	4.5/min.

* Duty cycle is rated as 1 second on at full power and 9 seconds off. A 10% unit has significantly more capacity than a 7% or a 3% duty cycle machine.

Operating Specifications

All operating specifications below pertain to both SWI200 and SW2000 except where noted.

Main Arc Current Adjustment	Digital Encoder 5.0 AMP Increments
Main Arc Timing Adjustment	Digital Encoder 0.01 Second Increments
Pilot Arc Current Adjustment	50-500 AMPS* 100-500 AMPS**
Pilot Arc Timing Adjustment	Off, 0.050-.500 Seconds
Maintenance Counter	Off up to 999,900 in 100 Weld Increments
Life Time Counter	3,999,999,999
Hammer Mode	Off, 1 Min., 15 Max.

* SWI200 ** SW2000

Imaginative Solutions from an Industry Leader

Smart Weld is the result of imaginative thinking and a commitment to provide our customers with reliable, easy-to-use stud welding equipment. As a technology-driven industry leader in stud welding, Image Industries continues to provide innovative, cost-effective solutions to your fastening challenges. And we provide the equipment, the technical expertise, the value-added solutions, and the exceptional customer service to do it.

To learn more about Smart Weld™ Digital ARC Stud Welding Equipment or to discuss your requirements, call us at (800) 722-7883.